



AMERICAN STANDARD SERIES

DELTA-10A

Recommended for professional audio and bass guitar applications as a woofer/ mid-bass or midrange in vented monitors, satellites and multi-way enclosures.



SPECIFICATION

Nominal Basket Diameter	10.0", 254 mm
Nominal Impedance*	8 Ω
Power Rating**	
Watts	350 W
Music Program	700 W
Resonance	66 Hz
Usable Frequency Range	63 Hz – 3.7 kHz
Sensitivity***	98.8 dB
Magnet Weight	56 oz.
Gap Height	.375", 9.5 mm
Voice Coil Diameter	2.5", 64 mm

THIELE & SMALL PARAMETERS*

Fs	66 Hz
Re	5.42 Ω
Le	0.74 mH
Qms	6.53
Qes	0.35
Qts	0.33
Vas	1.08 cu.ft., 30.50 liters
Vd	121.0 cc
Cms	0.18 mm/N
BL	14.40 T-M
Mms	32 grams
EBP	189
Xmax	3.50 mm
Sd	344.9 cm ²
Xlim	9.4 mm

MOUNTING INFORMATION

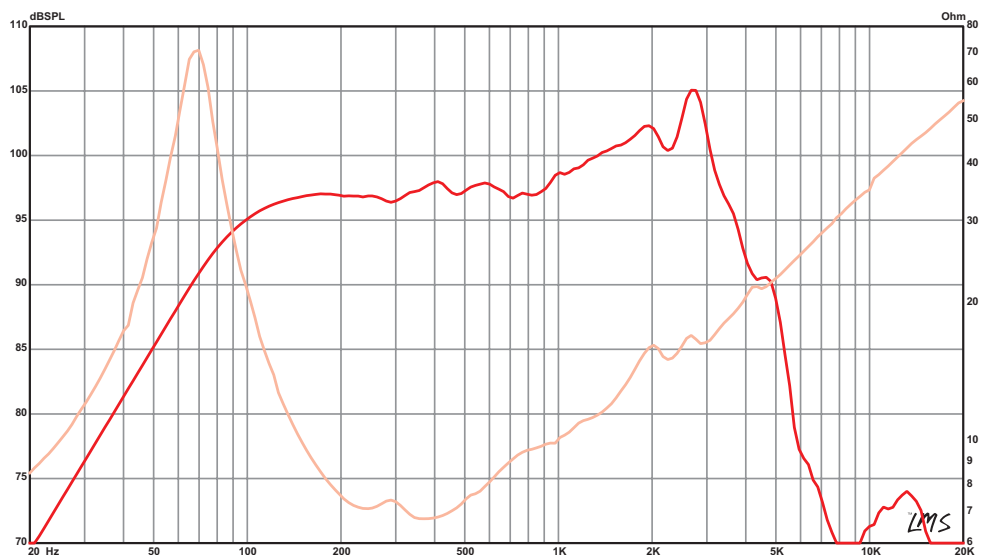
Recommended Enclosure Volume	
Sealed	N/A
Vented	12.70–37.90 liters, 0.45–1.34 cu.ft.
Driver Volume Displaced	0.050 cu.ft., 1.42 liters
Overall Diameter	10.09", 256.3 mm
Baffle Hole Diameter	9.18", 233.2 mm
Front Sealing Gasket	Yes
Rear Sealing Gasket	Yes
Mounting Holes Diameter	0.25", 6.4 mm
Mounting Holes B.C.D.	9.66", 245.4 mm
Depth	4.25", 108.0 mm
Net Weight	10.80 lbs, 4.90 kg
Shipping Weight	12.00 lbs, 5.44 kg

MATERIALS OF CONSTRUCTION

- Aluminum voice coil
- Polyimide former
- Ferrite magnet
- Vented core
- Pressed steel basket
- Paper cone
- Cloth cone edge
- Solid composition paper dust cap



FREQUENCY RESPONSE & IMPEDANCE CURVE*



LEARN MORE AT EMINENCE.COM



From design and manufacturing to the stage or studio. Once you've experienced the performance of Eminence, you'll never accept anything else.

MISSION STATEMENT

Eminence is dedicated to providing the best Quality, Value and Service to meet our customers' needs.

FOOTNOTES

- * Please consult www.eminence.com for specifications of models with alternative impedances.
- ** Multiple units exceed published ratings evaluated under EIA 426A specification while tested in a free-air, non-temperature-controlled environment.
- *** The average output across the usable frequency range when applying 1W/1m into the nominal impedance. i.e: 2.83V/8Ω, 4V/16Ω. Eminence response curves are measured under the following conditions: All speakers are tested at 1W/1m using a variety of test set-ups for the appropriate impedance | LMS using 0.25" supplied microphone (software calibrated) mounted 1m from wall/baffle | 2 ft. x 2 ft. baffle is built into the wall with the speaker mounted flush against a steel ring for minimum diffraction | Carver PM-120 amplifier | 2700 cu. ft. chamber with fiberglass on all six surfaces (three with custom-made wedges).
- **** BETA 8CX, 10CX, and 12CX are coaxial speakers with tweeter sold separately. Published usable frequency response contingent upon use of ASD:1001 HF Driver.
- ***** Multiple units exceeded published ratings evaluated under EIA-426A or AES specification while mounted on Eminence's H290, H290S, or H2EA horn in a non-temperature-controlled environment.
- *****The average on axis output across the entire usable frequency range when applying 1W/1m into the nominal impedance, i.e. 2.83V/8Ω, 4V/16Ω. Eminence response curves are measured under the following conditions: All speakers are tested at 1W/1m using a variety of test set-ups for the appropriate impedance | LMS using 0.25" supplied microphone (software calibrated) mounted 1m from wall/baffle | 2ft x 2ft baffle is built into the wall with horn front mounted | Carver PM-120 amplifier | 2700 cu.ft. chamber with fiberglass on all six surfaces (three with custom-made wedges).

Prices, specifications and product cosmetics are subject to change without notice.

EMINENCE SPEAKER LLC

838 Mulberry Pike, Eminence, KY 40019



Follow us:

EMINENCE.COM



Delta10A Lgr Vented Cab.; Bass Guitar or Low Pwr Two-Way

By McJerry, Eminence Speaker LLC

Displacement Limited to 125 Watts; F3 of 63 Hz. Great for Bass guitar.

Use a steep high pass filter set to 50 Hz or higher to protect woofer.

Box Properties

--Description--

Name:

Type: Vented Box

Shape: Prism, square (optimum)

--Box Parameters--

Vb = 1.25 cu.ft

V(total) = 1.34 cu.ft

Fb = 64 Hz

QL = 7

F3 = 87.26 Hz

Fill = minimal

--Vents--

No. of Vents = 2

Vent shape = round

Vent ends = one flush

Dv = 3 in

Lv = 4.172 in

Driver Properties

--Description--

Name: Delta-10 (8 ohm)

Type: Standard one-way driver

Company: Eminence Speaker LLC

Comment: Revised NOV 2005

Piston: Paper cone.

Suspension: Cloth surround.

Dust Cap: Solid composition paper dust cap.

Frame: Pressed steel basket.

Voice Coil: 2.5 inch (63.5 mm) AL Wire. Kapton former.

Magnet: 56 oz ferrite magnet.

--Configuration--

No. of Drivers = 1

--Mechanical Parameters--

Fs = 66 Hz

Qms = 6.53

Vas = 30.5 liters

Cms = 0.18 mm/N

Mms = 32 g

Rms = 2.04 kg/s

Xmax = 3.5 mm

Xmech = 9.4 mm

P-Dia = 209.7 mm

Sd = 344.9 sq.cm

P-Vd = 0.121 liters

--Electrical Parameters--

Qes = 0.35

Re = 5.42 ohms

Le = 0.74 mH

Z = 8 ohms

BL = 14.4 Tm

Pe = 350 watts

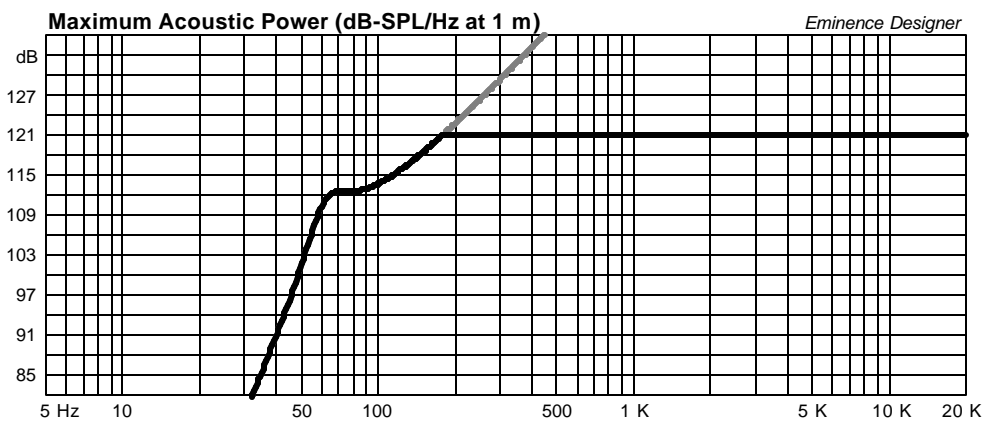
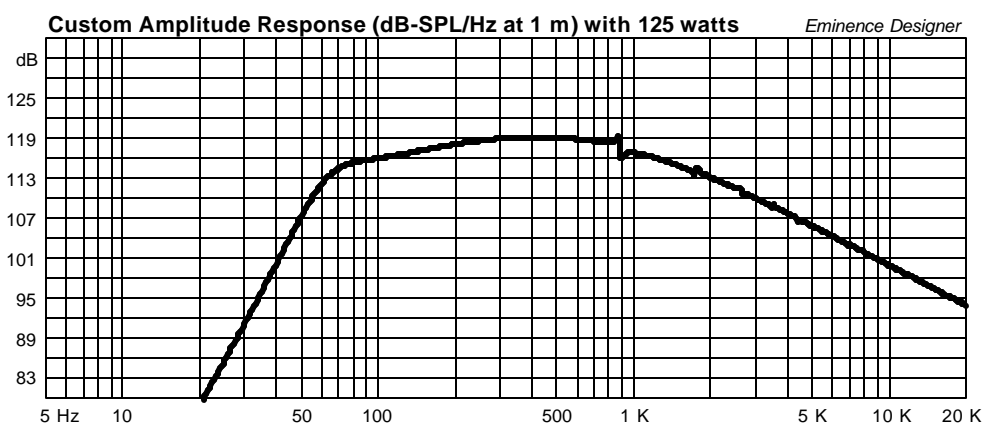
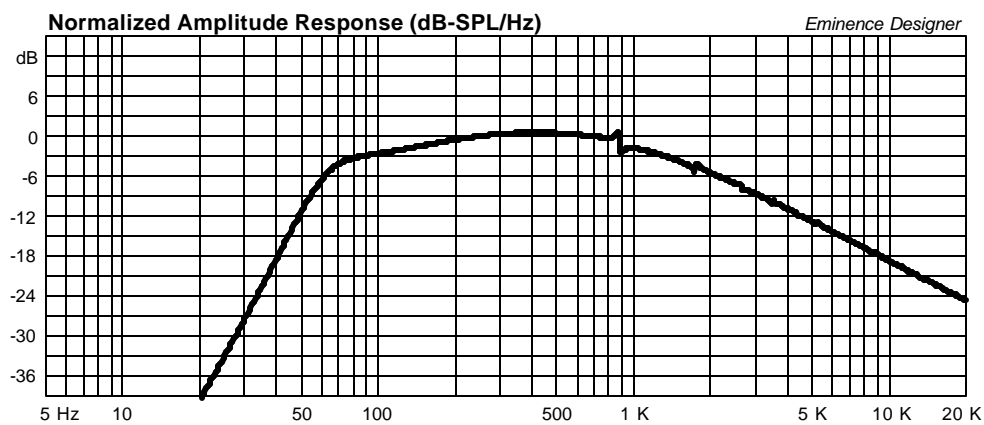
--Electromech. Parameters--

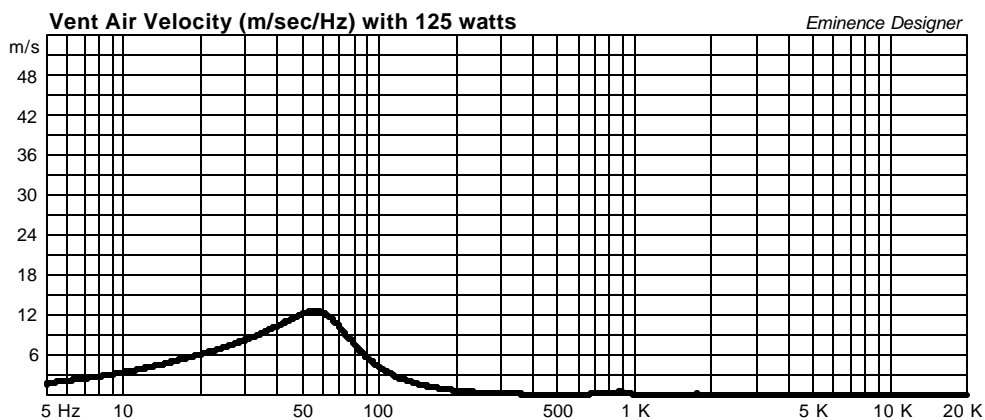
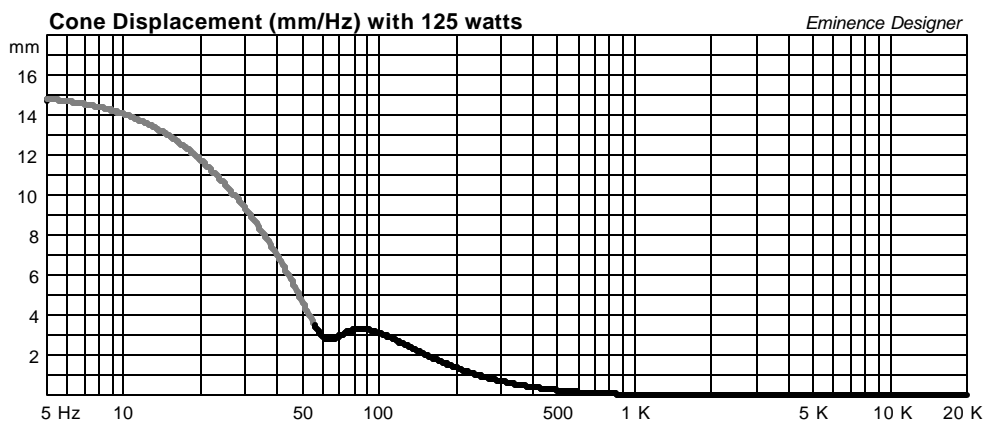
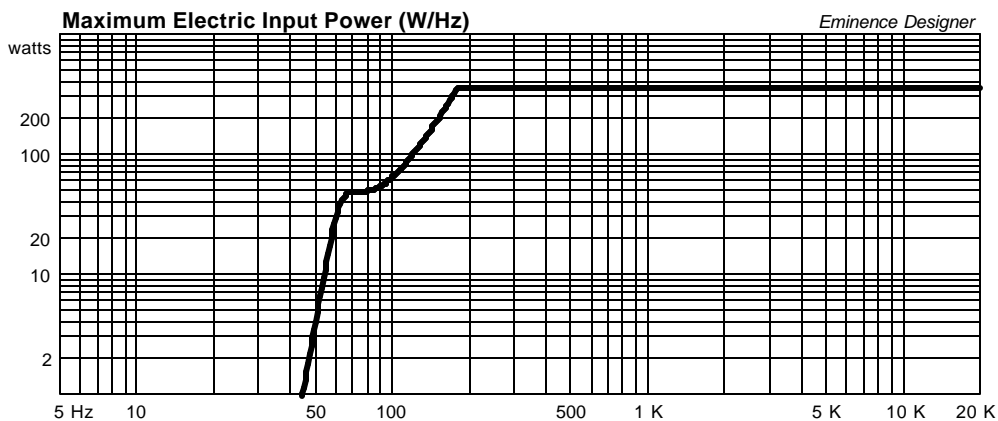
Qts = 0.33

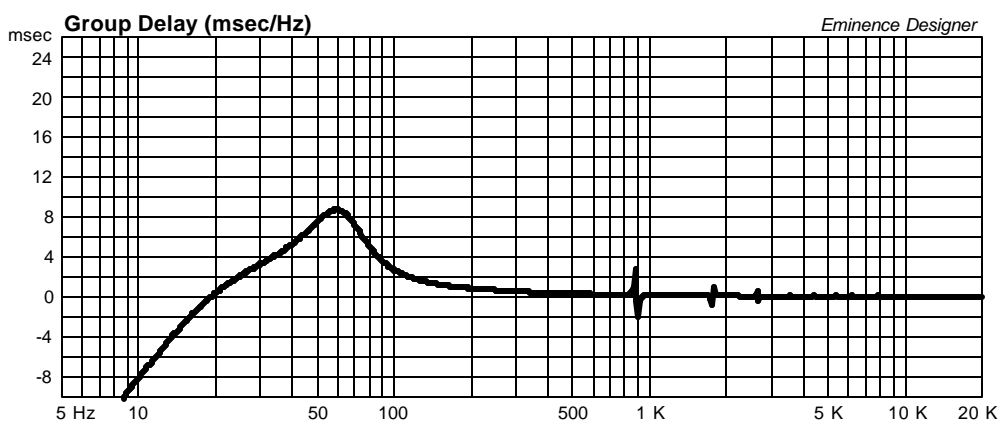
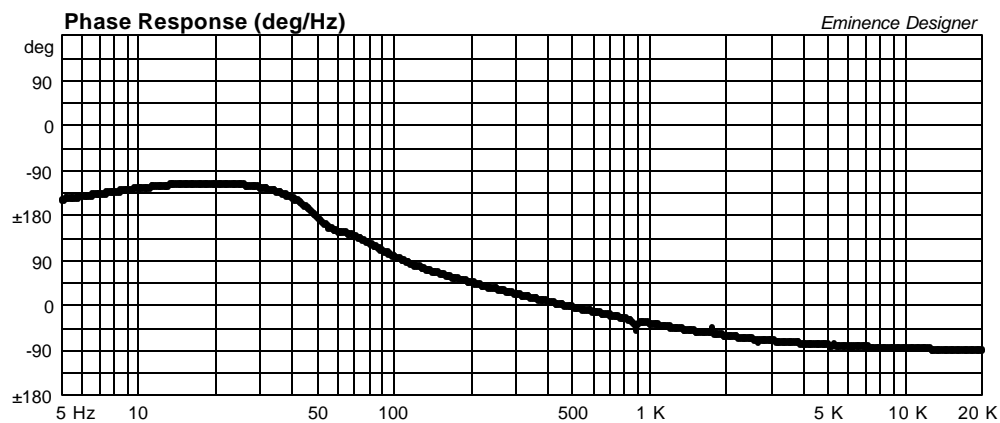
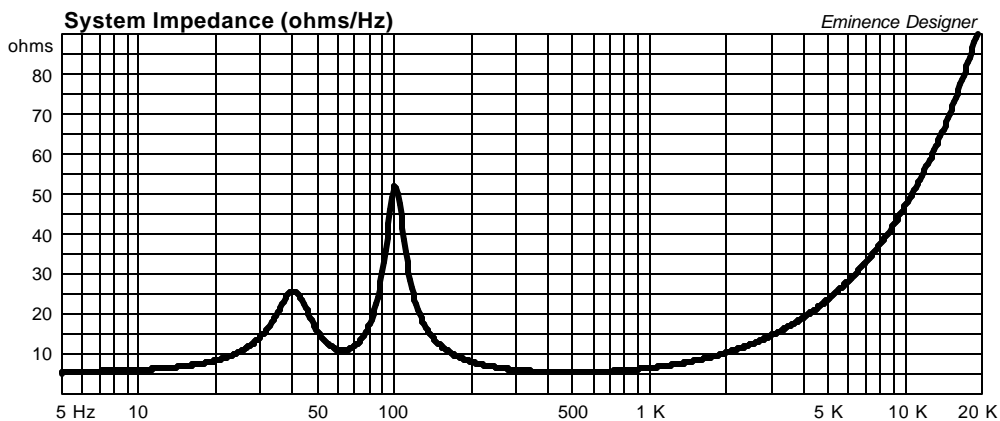
no = 2.416 %

1-W SPL = 95.98 dB

2.83-V SPL = 97.67 dB







Delta10A Med Vented Cab.; Two Way Sat or Floor Wedge

By McJerry, Eminence Speaker LLC

Displacement Limited to 225 Watts; use with a steep high pass filter set to 90 Hz or higher.

Box Properties

--Description--

Name:

Type: Vented Box

Shape: Prism, square (optimum)

--Box Parameters--

Vb = 0.85 cu.ft

V(total) = 0.925 cu.ft

Fb = 87 Hz

QL = 7

F3 = 79.2 Hz

Fill = minimal

--Vents--

No. of Vents = 2

Vent shape = round

Vent ends = one flush

Dv = 3 in

Lv = 2.592 in

Driver Properties

--Description--

Name: Delta-10 (8 ohm)

Type: Standard one-way driver

Company: Eminence Speaker LLC

Comment: Revised NOV 2005

Piston: Paper cone.

Suspension: Cloth surround.

Dust Cap: Solid composition paper dust cap.

Frame: Pressed steel basket.

Voice Coil: 2.5 inch (63.5 mm) AL Wire. Kapton former.

Magnet: 56 oz ferrite magnet.

--Configuration--

No. of Drivers = 1

--Mechanical Parameters--

Fs = 66 Hz

Qms = 6.53

Vas = 30.5 liters

Cms = 0.18 mm/N

Mms = 32 g

Rms = 2.04 kg/s

Xmax = 3.5 mm

Xmech = 9.4 mm

P-Dia = 209.7 mm

Sd = 344.9 sq.cm

P-Vd = 0.121 liters

--Electrical Parameters--

Qes = 0.35

Re = 5.42 ohms

Le = 0.74 mH

Z = 8 ohms

BL = 14.4 Tm

Pe = 350 watts

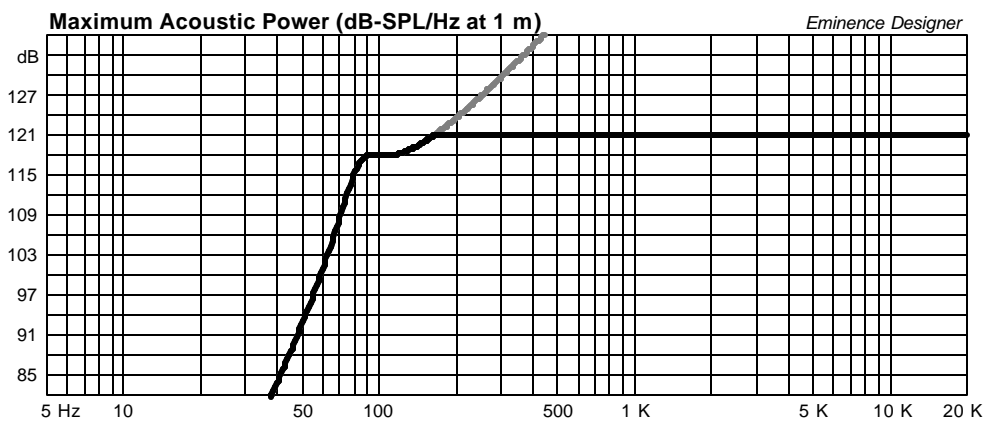
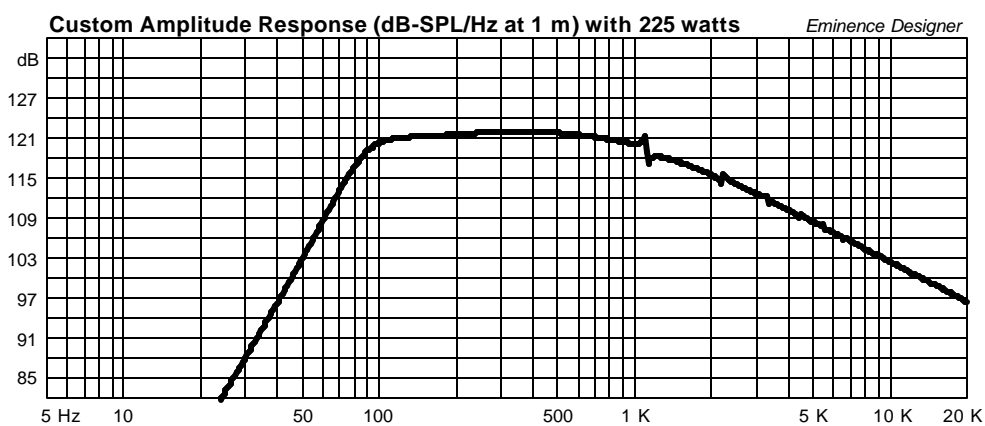
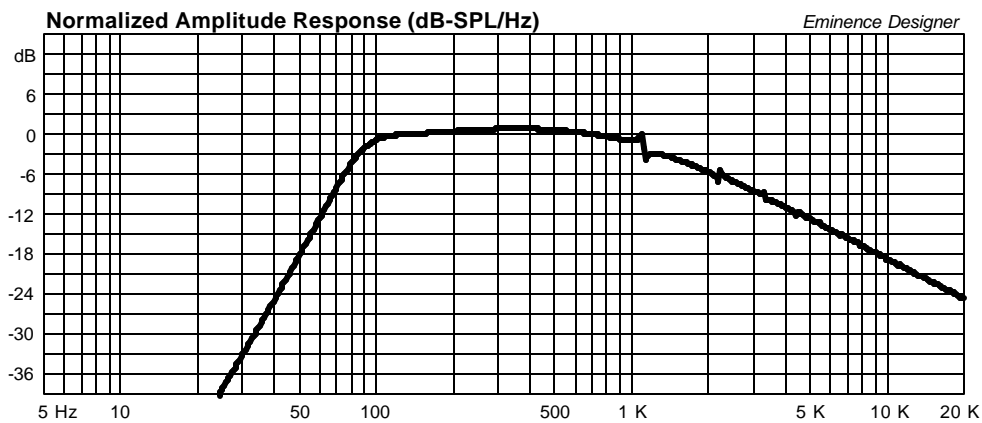
--Electromech. Parameters--

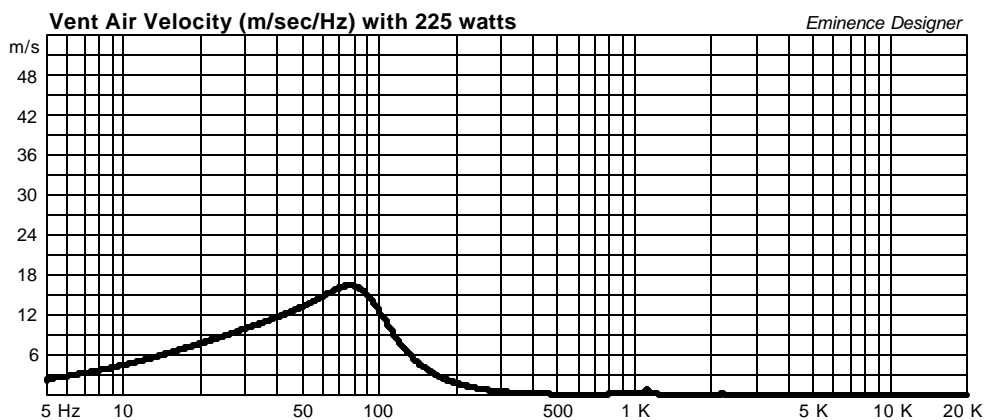
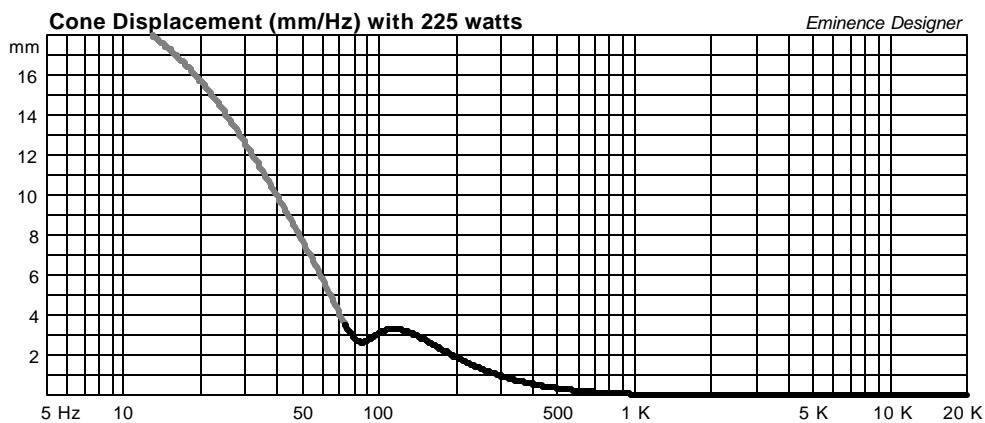
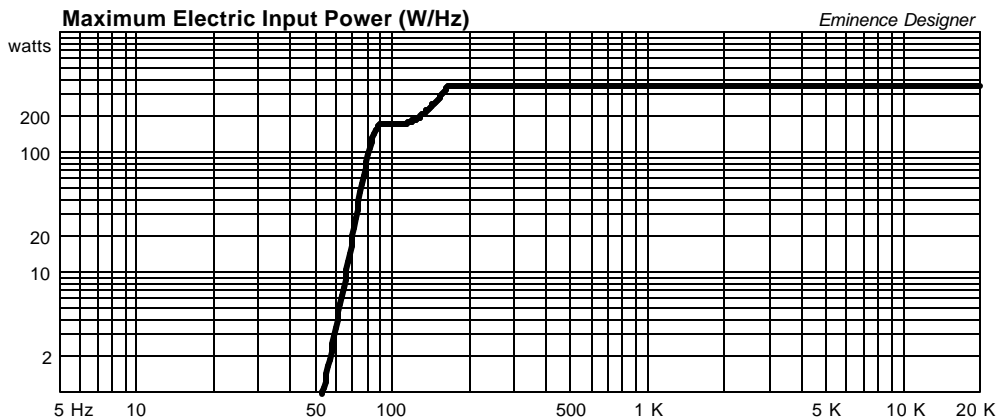
Qts = 0.33

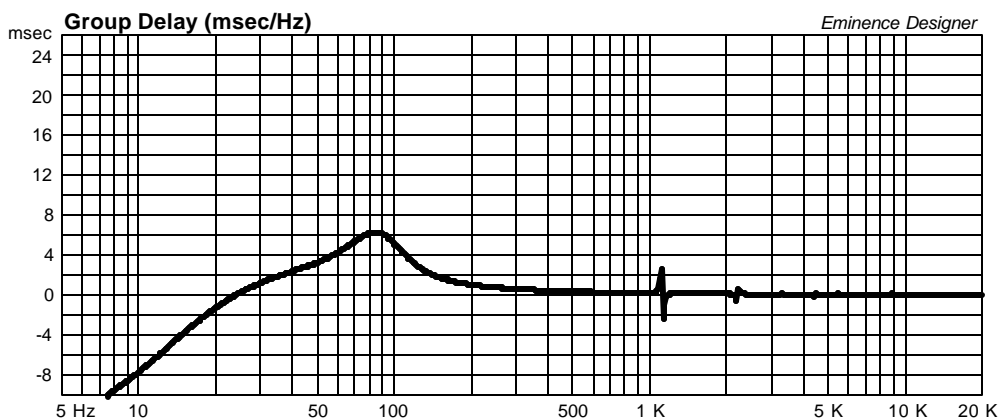
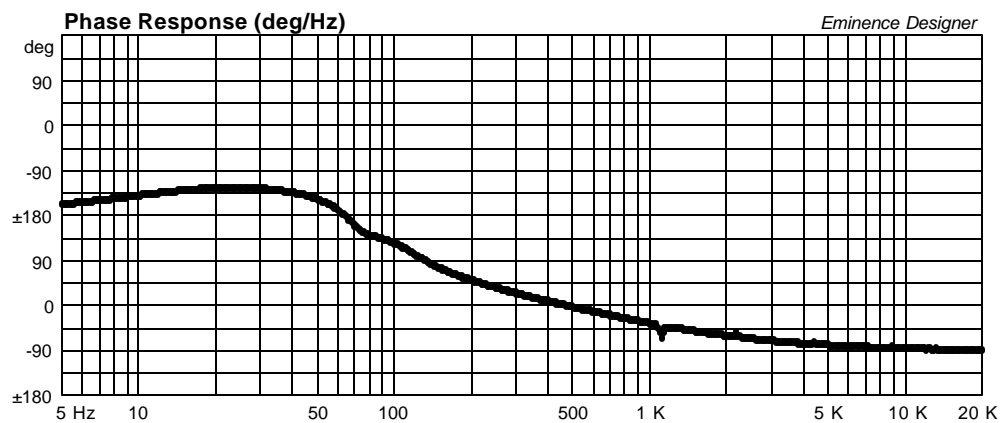
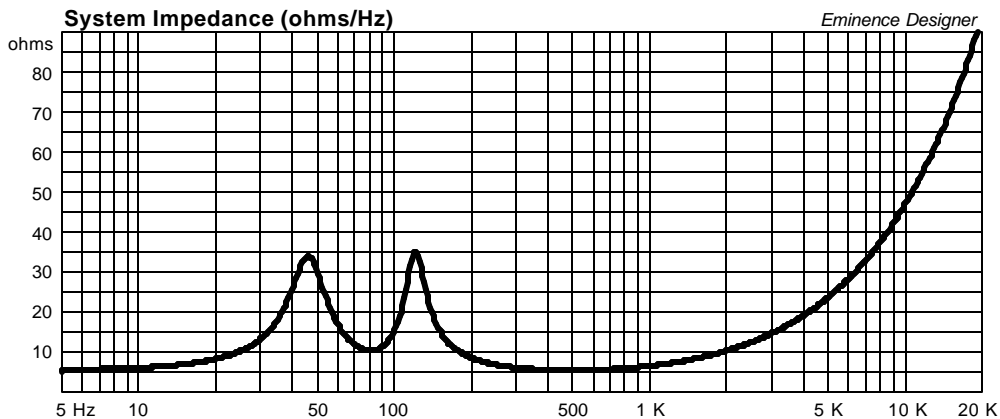
no = 2.416 %

1-W SPL = 95.98 dB

2.83-V SPL = 97.67 dB







Delta10A Small Vented Cab.; Sat or Vocal Monitor Cabinet

By McJerry, Eminence Speaker LLC

Thermally Limited to 350 Watts; must use a steep high pass filter set to 125 Hz or higher.

Box Properties

--Description--

Name:

Type: Vented Box

Shape: Prism, square (optimum)

--Box Parameters--

Vb = 0.36 cu.ft

V(total) = 0.425 cu.ft

Fb = 95 Hz

QL = 7

F3 = 103.6 Hz

Fill = minimal

--Vents--

No. of Vents = 1

Vent shape = round

Vent ends = one flush

Dv = 3 in

Lv = 3.098 in

Driver Properties

--Description--

Name: Delta-10 (8 ohm)

Type: Standard one-way driver

Company: Eminence Speaker LLC

Comment: Revised NOV 2005

Piston: Paper cone.

Suspension: Cloth surround.

Dust Cap: Solid composition paper dust cap.

Frame: Pressed steel basket.

Voice Coil: 2.5 inch (63.5 mm) AL Wire. Kapton former.

Magnet: 56 oz ferrite magnet.

--Configuration--

No. of Drivers = 1

--Mechanical Parameters--

Fs = 66 Hz

Qms = 6.53

Vas = 30.5 liters

Cms = 0.18 mm/N

Mms = 32 g

Rms = 2.04 kg/s

Xmax = 3.5 mm

Xmech = 9.4 mm

P-Dia = 209.7 mm

Sd = 344.9 sq.cm

P-Vd = 0.121 liters

--Electrical Parameters--

Qes = 0.35

Re = 5.42 ohms

Le = 0.74 mH

Z = 8 ohms

BL = 14.4 Tm

Pe = 350 watts

--Electromech. Parameters--

Qts = 0.33

no = 2.416 %

1-W SPL = 95.98 dB

2.83-V SPL = 97.67 dB

